

ATTEN

使用说明书

ST-2040 系列单支烙铁

ST-2040 系列内热式恒温电烙铁，配置优质PTC式两芯陶瓷发热芯、无铅长寿烙铁头。采用闭环自动恒温控制科技，升温快、控温准、可靠性高。手柄纤细轻巧、握感舒适，适用于各种焊接用途。

技术规格

型号	电压	频率	功率	额定温度	温度稳定性
ST-2040GN	230Vac	50Hz	40W	350°C	±5°C/±9°F
ST-2040BU	230Vac	50Hz	40W	400°C	±5°C/±9°F
ST-2040BK	230Vac	50Hz	40W	450°C	±5°C/±9°F

注：温度精确度±25°C

产品使用步骤

- 使用产品前，请务必先取掉烙铁头上的塑料保护套。
- 请检查产品使用的电压是否正确。
- 将产品通电，请等待约30秒后将焊锡涂在烙铁头上防止氧化。
- 等待温度稳定，通常约50 - 120秒后，可正常进行焊接操作。
- 焊锡作业结束后，请将烙铁头擦拭干净，并涂上新的焊锡保护层。
- 产品通电静置无焊接时，请勿将产品垂直放置，此操作可能会缩短产品使用寿命。当长时间不使用时，请务必拔下电源插头切断电源。

1

注意

- 本产品出厂需要经过测试，所以烙铁头会带有少量锡，套管略发黄，属于正常现象。
- 接通电源后，烙铁头将于1-2分钟后达到高温，正确使用，谨防烫伤。
- 我们要求用户在使用该产品前需具备基本的生活常识和基本的电气相关操作知识。
- 对于未成年用户，请务必在专业人士或监护人的指导下使用该产品。

警告



使用本产品工作时烙铁头部分可达到350°C以上高温鉴于不合理应用可能导致使用者烫伤或引起火灾使用时应严格遵守以下事项:

- 切勿在易燃物附近使用本产品。
- 切勿让儿童接触到本产品。
- 在无相关人员指导的情况下，无经验或必备知识准备不充分时请勿使用本产品。
- 不要在潮湿的环境下使用或湿手操作本产品，防止触电。
- 不要擅自改动本产品及附属配件。
- 更换部件及烙铁头时，应先关闭电源，待设备完全冷却后方可操作。
- 更换产品部件时，请使用原厂配件。
- 暂时不需要使用或停止使用时请务必关闭电源开关。

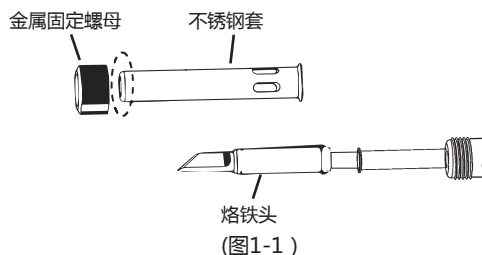
保修条款

- 本公司为本设备提供有效期一年保修。
- 自购买之日起，该保修涉及材料和制造缺陷，并涵盖两者更换零件和人工。
- 如果损坏是由于使用不当造成的或设备被未经授权的人员更改、维修，则保修无效。

3

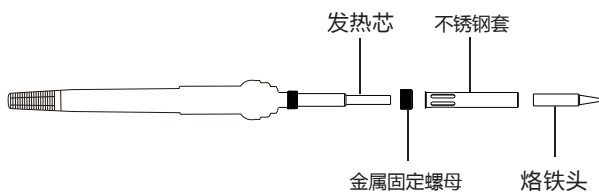
维修保养

- 在对机器进行任何操作之前，需将插头从机器上拔下插座。
- 更换烙铁头时（如图1-1）拧下烙铁前端的金属固定螺母，取下不锈钢套。取下烙铁头并进行更换，按反向操作拧紧金属固定螺母。
- 更换请使用工厂授权销售的原装零配件。
- 此焊接工具符合相关标准安全条例，请务必让合格的维修技术人员进行操作。



烙铁头设计有电镀保护层。保护层可以大大延长了焊锡头的使用寿命，不得通过机械适应（例如锉刀、刮擦）进行破坏。应使用湿水清洁海绵或者铜丝球轻轻擦净表面氧化物，重新通电加热并涂上新的焊锡进行保护。如果焊锡头已经变形或者损耗明显时，请及时更换烙铁头。

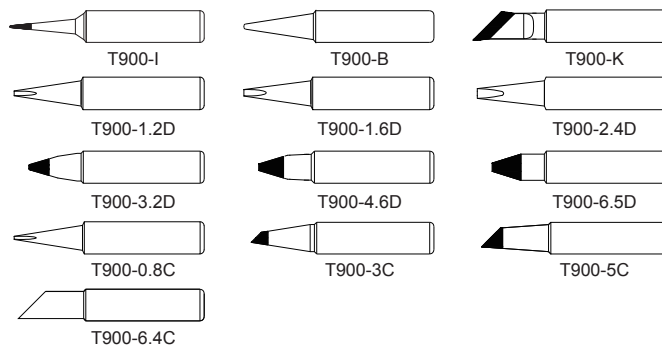
产品外观



烙铁头：T900 系列
发热芯：二芯PTC感温型陶瓷发热芯

2

通用T900系列烙铁头



(需要更多型号的烙铁头，请联系厂家。)

售后信息

深圳市安泰信科技有限公司
SHENZHEN ATTEN TECHNOLOGY CO.,LTD
地址：广东省深圳市光明新区七号路森阳高新科技园2栋8楼
电话：0755-8602 1389
传真：0755-8602 1365 邮编：518132
网址：www.atten.com.cn(中文)
www.atten.com(英文)
邮箱：sales@atten.com.cn

Engineer's partner
工程师的伙伴

All Copyright Reserved
MADE IN CHINA
CBN300126(A)

联系售后
电话：(+86) 0755-8602 1266



4

ATTEN

ST-2040 Series Constant Temperature Soldering Iron User Manual

ST-2040 series constant temperature soldering irons are equipped with high-quality PTC two core heating element, lead-free iron tip. Adopting the closed loop automatic constant temperature control technology, this soldering iron has obvious advantages like fast temperature rise, accurate temperature control, and high reliability. Slim and lightweight, it's suitable for all kinds of soldering process.

Specification

Item No.	Voltage	Frequency	Power	Rating temperature	Temperature stability
ST-2040GN	230Vac	50Hz	40W	350°C	±5°C/±9°F
ST-2040BU	230Vac	50Hz	40W	400°C	±5°C/±9°F
ST-2040BK	230Vac	50Hz	40W	450°C	±5°C/±9°F

Note: Temperature accuracy ±25°C

Using steps

- Remove the plastic protective cap on the iron tip before using.
- Check whether the voltage to be used is correct.
- Turn on the power and wait for about 30 seconds, then apply some solder on the tip to prevent oxidation.
- Wait for the temperature to rise and become stable, usually about 50-120 seconds, then can get started.
- After done using, please clean the iron tip and apply some solder on it to make a protective layer.
- When it's on power but not in use, do not place the product vertically as it might shorten the service life. After finish using, be sure to unplug to cut off the power.

1

Note

This device conforms to the specifications of the EC Declaration of Conformity with Directives 2014/30/EU, 2014/35/EU and 2011/65/EU(RoHS). Nevertheless, like all electrical appliances, it must be used appropriately. Never forget the warning tips and heater can reach high temperature.

- The soldering iron needs to be tested before it leaves the factory, so the soldering tip may cover a small amount of tin, and the casing will be slightly yellowing, which is normal.
- The iron will reach high soldering temperature 1-2 minutes after being plugged in, please use it properly and prevent accidental burns.
- We require users to have basic life knowledge and basic electrical related operation knowledge before using the product.
- For under age users, please be sure to use the product under the guidance of professionals or guardians.

Warning



When using this product, the soldering pencil/soldering tip can reach temperature up to 350°C, which may cause burns to the user or cause a fire due to improper application, so Users shall strictly observe the following rules:

- Keep this product away from flammable materials.
- Keep the product out of reach of children.
- Do not use this product if you are inexperienced or have no sufficient necessary knowledge without the guidance.
- Do not use this product in wet environment or with wet hands to avoid electric shock.
- Do not modify this product and its accessories without authorization.
- Please turn off the power when replacing parts, do not resume the use until the equipment completely cools down.
- Please use the accessories from the original factory when replacing the product parts.
- Make sure to turn off the power switch when the equipment is temporarily stopped or out of use.

3

Maintenance

- Before any repairs on the soldering iron, unplug it to cut off the power.
- To change the soldering iron tip, (as following Figure 1-1) unscrew the stainless steel sleeve on the tip, replace the current tip with a new one, and screw tighten the sleeve back.
- Please use the original spare parts authorized by the factory for replacement.
- This soldering iron complies with relevant safety regulations. Always make sure to have your soldering tool repaired by a qualified electrician.

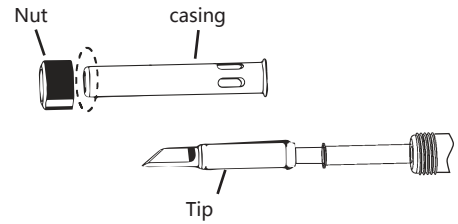
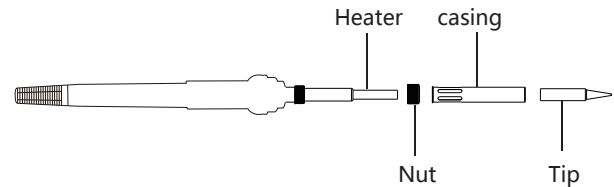


Figure 1-1

The soldering iron tip is designed with electroplating protective layer which can greatly prolong its service life and shall not be damaged by mechanical adaptation (e.g. polishing, scraping). Clean the oxide on the surface with wet-water sponge or brass wool carefully, turn on power and heat it and apply some solder on the tip for protection. If the iron tip has been deformed or worn-out, please replace it with a new one.

Replacement parts



Tips: T900 series tips

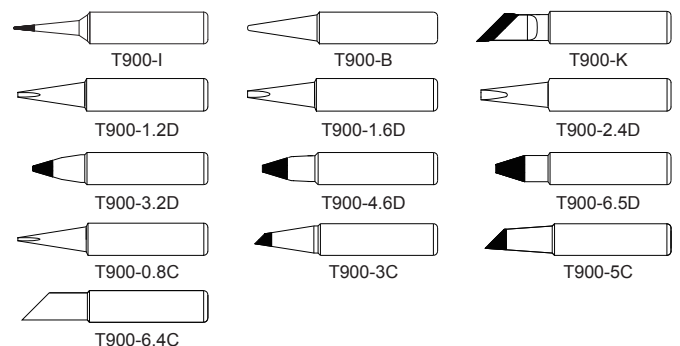
Heater: ATETOOL PTC two-core heating element

2

Warranty terms

- ATTEN provides one (1) year warranty for this product.
- From the date of purchase, the warranty relates to material and manufacturing defects, and covers both replacement parts and labour cost.
- The warranty shall be void if damage is due to improper use, or if there's any alterations by unauthorized persons.

Some T900 series soldering tips



(More soldering tips information please contact us)

SHENZHEN ATTEN TECHNOLOGY CO., LTD.

Add: Floor 8, Building 2, Senyang High-tech park, 7 West Road High-tech Park, Guangming New district, Shenzhen 518132, china

Tel: 86-755-8602 1373 Fax: 86-755-8602 1365

Web: www.atten.com

Facebook: <https://www.facebook.com/attencn/>

E-mail: sales@atten.com.cn



4